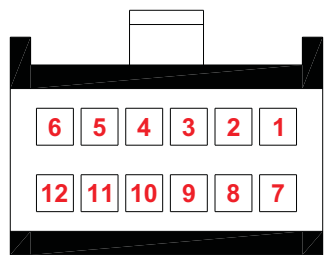
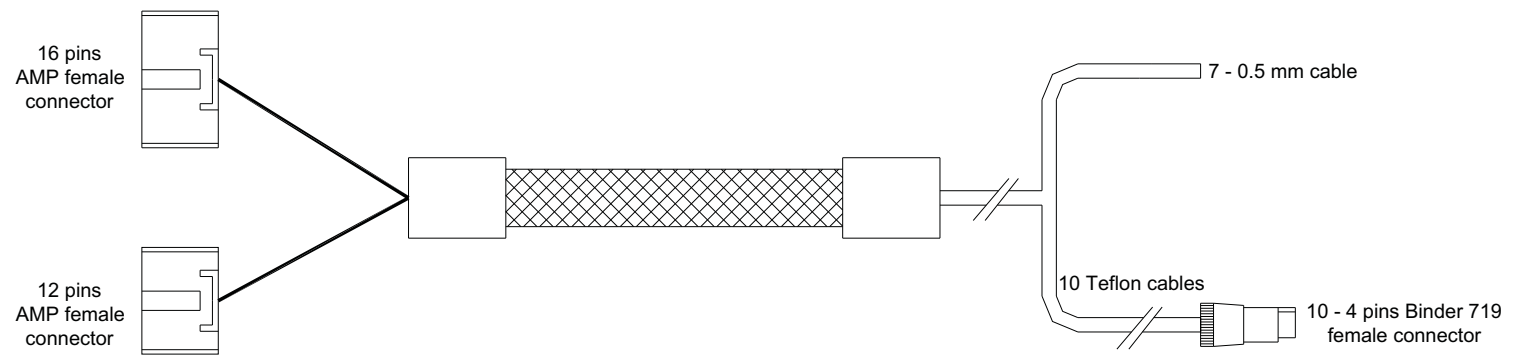
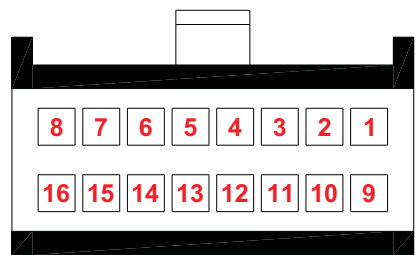



Cable standard for MXL Pista and optional for MXL Strada



12 pins AMP female connector
Contact insertion view



12 pins AMP female connector
Contact insertion view



4 pins Binder 719 female connector
Solder termination view

Rif. / Ref.	Q.tà / Qty	Materiale / Material	N. articolo / Item N.
	Progettato da / Designed by		
L.I.	Approvato da / Approved by	Nome file / File name	Data / Date
	Titolo / Title		
		Titolo / Title Cavo standard per MXL Pista ed optional per MXL Strada	
N. disegno / Drawing N. 04.554.02		Rev. / Rev. Foglio / Sheet 1 of 3	

Binder 719 connector Table

Chanel	Binder pin	Cable Colour	AMP 12 pin	AMP 16 pin	Connection	Lenght
Ch. 1	1	White		8	Analog input 1	350 mm
	2	Black		7	Analog GND	
	3	Red				
	4	Bleu		6	V reference	
Ch. 2	1	White		5	Analog input 2	350 mm
	2	Black		7	Analog GND	
	3	Red				
	4	Bleu		6	V reference	
Ch. 3	1	White		4	Analog input 3	350 mm
	2	Black		3	Analog GND	
	3	Red				
	4	Bleu		6	V reference	
Ch. 4	1	White		1	Analog input 4	400 mm
	2	Black		3	Analog GND	
	3	Red	9		+ VB	
	4	Bleu		2	V reference	
Ch. 5	1	White		16	Analog input 5	400 mm
	2	Black		15	Analog GND	
	3	Red	9		+ VB	
	4	Bleu		2	V reference	
Ch. 6	1	White		13	Analog input 6	400 mm
	2	Black		15	Analog GND	
	3	Red	9		+ VB	
	4	Bleu		2	V reference	
Ch. 7	1	White		12	Analog input 7	450 mm
	2	Black		11	Analog GND	
	3	Red	11		+ VB	
	4	Bleu		14	V reference	
Ch. 8	1	White		9	Analog input 8	450 mm
	2	Black		11	Analog GND	
	3	Red	11		+ VB	
	4	Bleu		14	V reference	
Speed	1	White	12		Speed	450 mm
	2	Black	10		GND	
	3	Red	11		+ VB	
	4	Bleu				
USB	1	White		10	USB D+	1000 mm
	2	Black	10		GND	
	3	Red	7		USB D-	
	4	n.c.				

Not cabled channels table

Channel	Cable colour	AMP 12 pin	Connection	Lenght
Power	Red Black	2 1	Vb ext (9-15 VDC) GND	500 mm
RPM	White	8	RPM Coil - Square Wave	500 mm
CAN	White Blu	4 3	CAN+ CAN-	500 mm
RS232	White Blu	6 5	RS232RX RS232TX	500 mm