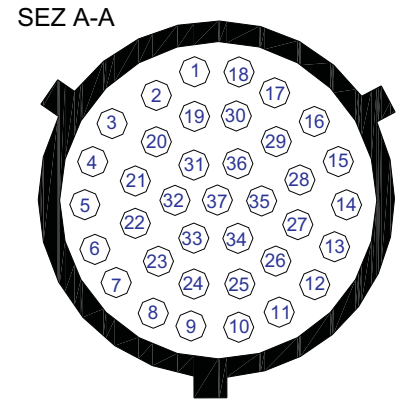
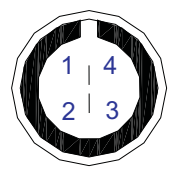
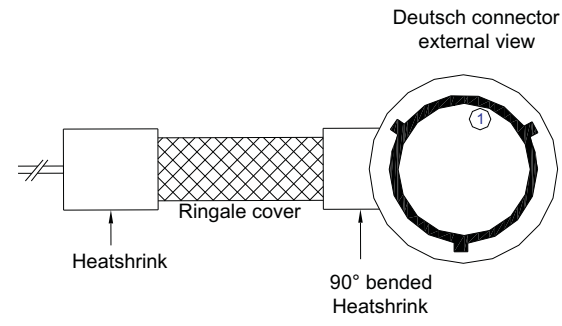
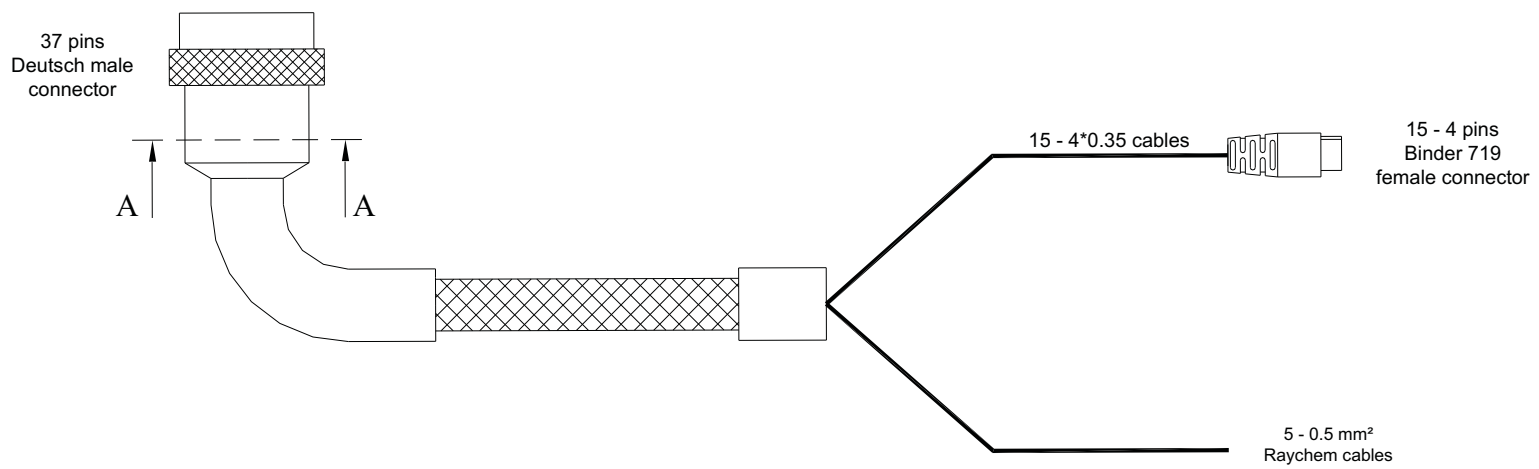


MXL Pro05 cable - 37 pins Deutsch connector



	Rif. / Ref.	Q.tà / Q.ty	Materiale / Material	Approvato da / Approved by	N. articolo / Item N.	Rev. / Rev.	Foglio / Sheet 1 of 3
	Progettato da / Designed by L.I.			Contr. da / Ckd. by	Nome file / File name	Data / Date	
Titolo / Title Cavo MXL Pro05 - connettore Deutsch 37 pin							
N. disegno / Drawing N. 04.554.20							

Table of channels cabled with Binder 719

Channel	Binder pin	Cable colour	Deutsch pin	Connection	Lenght
Ch. 1	1	White	2	+ Analog input 1 Analog GND	340 mm
	2	Black	4		
	3	Red			
	4	Blue	21	+ V reference	
Ch. 2	1	White	3	+ Analog input 2 Analog GND	340 mm
	2	Black	4		
	3	Red			
	4	Blue	21	+ V reference	
Ch. 3	1	White	8	+ Analog input 3 Analog GND	360 mm
	2	Black	5		
	3	Red			
	4	Blue	6	+ V reference	
Ch. 4	1	White	9	+ Analog input 4 Analog GND	360 mm
	2	Black	5		
	3	Red			
	4	Blue	6	+ V reference	
Ch. 5	1	White	32	+ Analog input 5 Analog GND	380 mm
	2	Black	31		
	3	Red			
	4	Blue	7	+ V reference	
Ch. 6	1	White	10	+ Analog input 6 Analog GND	380 mm
	2	Black	31		
	3	Red			
	4	Blue	7	+ V reference	
Ch. 7	1	White	33	+ Analog input 7 Analog GND	400 mm
	2	Black	35		
	3	Red			
	4	Blue	34	+ V reference	
Ch. 8	1	White	36	+ Analog input 8 Analog GND	400 mm
	2	Black	35		
	3	Red	16	+VB	
	4	Blue	34	+ V reference	
Ch. 9	1	White	25	+ Analog input 9 Analog GND	420 mm
	2	Black	11		
	3	Red	16	+VB	
	4	Blue	24	+ V reference	
Ch. 10	1	White	23	+ Analog input 10 Analog GND	420 mm
	2	Black	11		
	3	Red	29	+VB	
	4	Blue	24	+ V reference	
Ch. 11	1	White	19	+ Analog input 11 Analog GND	440 mm
	2	Black	27		
	3	Red	29	+VB	
	4	Blue	22	+ V reference	
Ch. 12/ Gear	1	White	20	+ Analog input 12 Analog GND	440 mm
	2	Black	27		
	3	Red			
	4	Blue	22	+ V reference	

Channels cabled with Binder 719

Continuation table of sheet 2

Channel	Binder pin	Cable colour	Deutsch pin	Connection	Lenght
Lap	1	white	37	Lap in	320 mm
	2	black	28	GND	
	3	red	14	+ VB	
	4	blue	37	Lap in	
Speed 1	1	white	36	Speed 1	320 mm
	2	black	28	GND	
	3	red	14	+ VB	
	4	n.c.			
Speed 2	1	white	30	Speed 2	320 mm
	2	black	28	GND	
	3	red	14	+ VB	
	4	n.c.			

Table of not cabled channels

Not cabled channels	Cable colour	Deutsch pin	Connection	Lenght
RPM	white	13	RPM Coil	520 mm
	black	18	GND	
	blue	12	Square wave >5 V	
Power	black	15	GND	520 mm
	red	1	9-15 V Power IN	