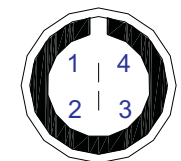
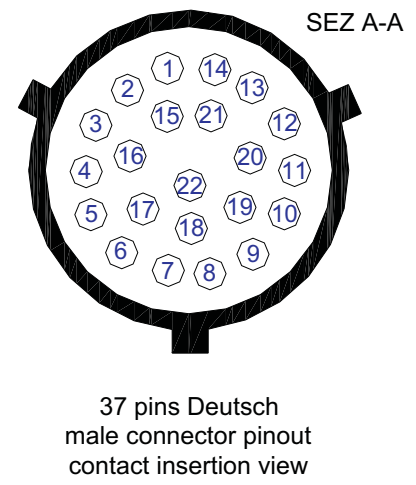
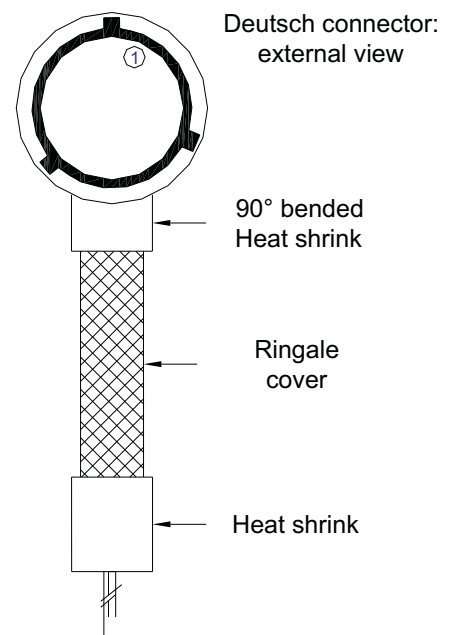
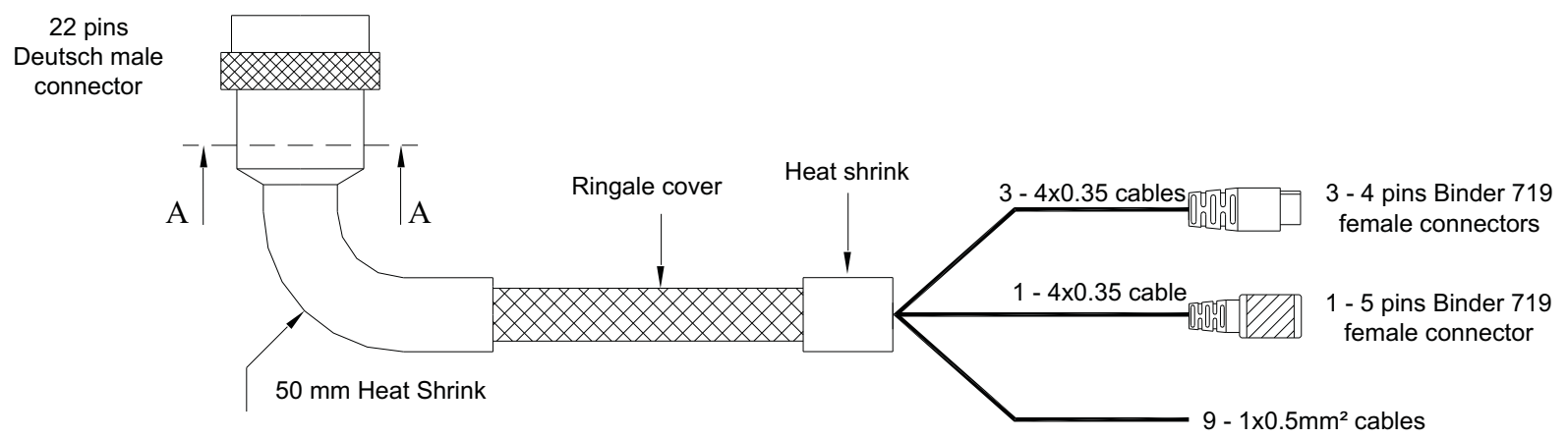



# MXL Pro05 cable - 22 pins Deutsch connector



4 pins Binder 719 female connector pinout Solder termination view



5 pin Binder 712 female connector pinout solder termination view

	Rif. / Ref.	Q.tà / Q.ty	Materiale / Material	Progettato da / Designed by L.I.	Contr. da / Ckd. by	N. disegno / Drawing N. 04.554.24	Rev. / Rev. 1 of 2
	Approvato da / Approved by	Data / Date					
Titolo / Title <b>Cavo MXL Pro05 - Connettore Deutsch 22 pin</b>		N. articolo / Item N.		Foglio / Sheet			

## Channels ending with Binder 719

Channel	Binder Pin	Cable colour	Deutsch pin	Connection	Lenght
USB	1	white	7	USB D+ GND USB D-	1100 mm
	2	black	9		
	3	red	8		
	4	n.c.			
Speed 3	1	white	5	Speed 3 GND + VB	300 mm
	2	black	11		
	3	red	10		
	4	n.c.			
Speed 4	1	white	6	Speed 4 GND + VB	300 mm
	2	black	11		
	3	red	10		
	4	n.c.			

## Channel ending with Binder 712

Channel	Binder pin	Cable colour	Deutsch pin	Connection	Lenght
Expansion	1	white black red blue	3	CAN 0+ GND + VB CAN 0- NC	350 mm
	2		2		
	3		13		
	4		4		
	5				

## Not cabled channels table

Not cabled Channels	Cable colour	Deutsch pin	Connection	Lenght
Keyboard	white	14	MEM GND VIEW	550 mm
	black	12		
	blue	15		
CAN	white	20	CAN + GND CAN -	550 mm
	black	19		
	blue	21		
RS 232	white	17	RS 232 RX GND RS 232 TX	550 mm
	black	19		
	blue	18		